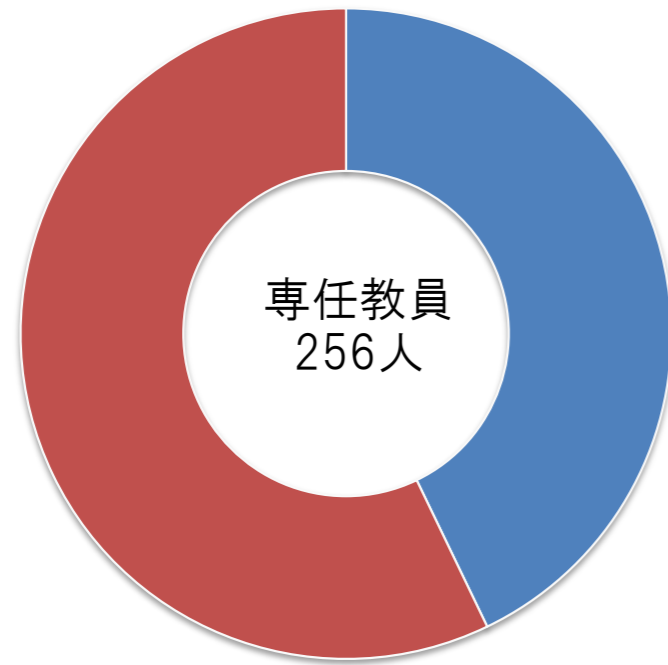
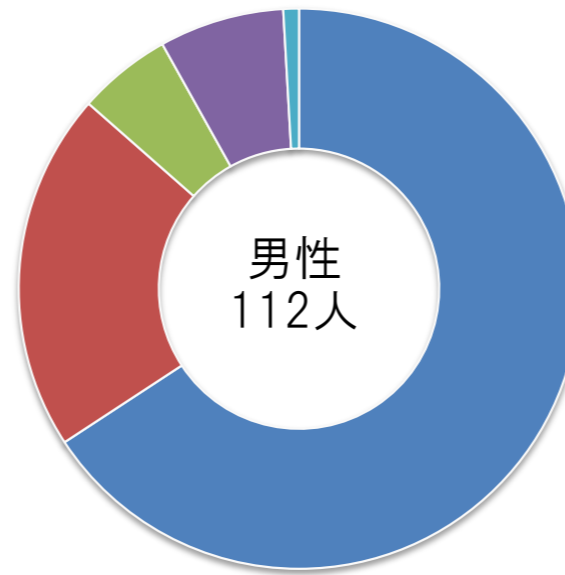


大学専任教員職階別男女比率

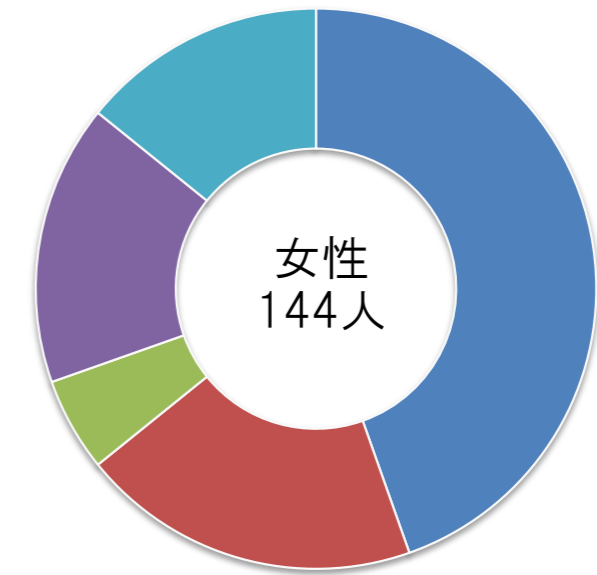
2024年5月1日現在



■ 男性 ■ 女性



■ 教授 ■ 准教授 ■ 講師 ■ 助教 ■ 助手



■ 教授 ■ 准教授 ■ 講師 ■ 助教 ■ 助手

| | 教授 | | | 准教授 | | | 講師 | | | 助教 | | | 助手 | | | 総計 | | |
|----------|---------------|---------------|-----------------|---------------|---------------|----------------|---------------|---------------|----------------|--------------|---------------|----------------|--------------|----------------|----------------|----------------|----------------|-----------------|
| | 男 | 女 | 計 | 男 | 女 | 計 | 男 | 女 | 計 | 男 | 女 | 計 | 男 | 女 | 計 | 男 | 女 | 計 |
| 家政学部 | 14 (46.7%) | 16 (53.3%) | 30 (100.0%) | 5 (33.3%) | 10 (66.7%) | 15 (100.0%) | 2 (40.0%) | 3 (60.0%) | 5 (100.0%) | 1 (12.5%) | 7 (87.5%) | 8 (100.0%) | 0 (0.0%) | 10 (100.0%) | 10 (100.0%) | 22 (32.4%) | 46 (67.6%) | 68 (100.0%) |
| 文学部 | 16 (53.3%) | 14 (46.7%) | 30 (100.0%) | 4 (36.4%) | 7 (63.6%) | 11 (100.0%) | 1 (50.0%) | 1 (50.0%) | 2 (0.0%) | 0 (0.0%) | 6 (100.0%) | 6 (100.0%) | 1 (50.0%) | 1 (50.0%) | 2 (100.0%) | 22 (43.1%) | 29 (56.9%) | 51 (100.0%) |
| 人間社会学部 | 16 (48.5%) | 17 (51.5%) | 33 (100.0%) | 10 (71.4%) | 4 (28.6%) | 14 (100.0%) | 0 (0.0%) | 2 (100.0%) | 2 (100.0%) | 5 (55.6%) | 4 (44.4%) | 9 (100.0%) | 0 (0.0%) | 0 (0.0%) | 0 (0.0%) | 31 (53.4%) | 27 (46.6%) | 58 (100.0%) |
| 理学部 | 16 (66.7%) | 8 (33.3%) | 24 (100.0%) | 3 (50.0%) | 3 (50.0%) | 6 (100.0%) | 2 (66.7%) | 1 (33.3%) | 3 (100.0%) | 2 (40.0%) | 3 (60.0%) | 5 (100.0%) | 0 (0.0%) | 7 (100.0%) | 7 (100.0%) | 23 (51.1%) | 22 (48.9%) | 45 (100.0%) |
| 国際文化学部 | 6 (60.0%) | 4 (40.0%) | 10 (100.0%) | 0 (0.0%) | 3 (100.0%) | 3 (100.0%) | 1 (100.0%) | 0 (0.0%) | 1 (100.0%) | 0 (0.0%) | 2 (100.0%) | 2 (100.0%) | 0 (0.0%) | 0 (0.0%) | 0 (0.0%) | 7 (43.8%) | 9 (56.3%) | 16 (100.0%) |
| 建築デザイン学部 | 4 (40.0%) | 6 (60.0%) | 10 (100.0%) | 1 (50.0%) | 1 (50.0%) | 2 (100.0%) | 0 (0.0%) | 0 (0.0%) | 0 (0.0%) | 0 (0.0%) | 2 (100.0%) | 2 (100.0%) | 0 (0.0%) | 3 (100.0%) | 3 (100.0%) | 5 (29.4%) | 12 (70.6%) | 17 (100.0%) |
| 附属機関 | 1 (50.0%) | 1 (50.0%) | 2 (100.0%) | 0 (0.0%) | 1 (100.0%) | 1 (100.0%) | 0 (0.0%) | 1 (100.0%) | 1 (100.0%) | 0 (0.0%) | 0 (0.0%) | 0 (0.0%) | 0 (0.0%) | 0 (0.0%) | 0 (0.0%) | 1 (25.0%) | 3 (75.0%) | 4 (100.0%) |
| 計 | 73 (52.5%) | 66 (47.5%) | 139 (100.0%) | 23 (44.2%) | 29 (55.8%) | 52 (100.0%) | 6 (42.9%) | 8 (57.1%) | 14 (100.0%) | 8 (25.0%) | 24 (75.0%) | 32 (100.0%) | 1 (4.5%) | 21 (95.5%) | 22 (100.0%) | 111 (42.9%) | 148 (57.1%) | 259 (100.0%) |